

FORM NO. MGT-7

[Pursuant to sub-Section(1) of section 92 of the Companies Act, 2013 and sub-rule (1) of rule 11 of the Companies (Management and Administration) Rules, 2014]



Annual Return

Form language English Hindi

Refer the instruction kit for filing the form.

I. REGISTRATION AND OTHER DETAILS

(i) * Corporate Identification Number (CIN) of the company

U65922MH2007PLC169791

Pre-fill

Global Location Number (GLN) of the company

* Permanent Account Number (PAN) of the company

AAF1099K

(ii) (a) Name of the company

MAHINDRA RURAL HOUSING F

(b) Registered office address

MAHINDRA TOWERS,
P. K. KURNE CHOWK, WORLI,
MUMBAI
Maharashtra
400018

(c) *e-mail ID of the company

joshi.navin@mahindra.com

(d) *Telephone number with STD code

02266526000

(e) Website

www.mahindrahomefinance.c

(iii) Date of Incorporation

09/04/2007

(iv)	Type of the Company	Category of the Company	Sub-category of the Company
	Public Company	Company limited by shares	Indian Non-Government company

(v) Whether company is having share capital

Yes No

(vi) *Whether shares listed on recognized Stock Exchange(s)

Yes No

(b) CIN of the Registrar and Transfer Agent

U72400TG2017PTC117649

Pre-fill

Name of the Registrar and Transfer Agent

KARVY FINTECH PRIVATE LIMITED

Registered office address of the Registrar and Transfer Agents

Karvy Selenium, Tower B, Plot No- 31 & 32,
Financial District, Nanakramguda, Serilingampally

(vii) *Financial year From date (DD/MM/YYYY) To date (DD/MM/YYYY)

(viii) *Whether Annual general meeting (AGM) held Yes No

(a) If yes, date of AGM

(b) Due date of AGM

(c) Whether any extension for AGM granted Yes No

(f) Specify the reasons for not holding the same

II. PRINCIPAL BUSINESS ACTIVITIES OF THE COMPANY

*Number of business activities

S.No	Main Activity group code	Description of Main Activity group	Business Activity Code	Description of Business Activity	% of turnover of the company
1	K	Financial and insurance Service	K8	Other financial activities	100

III. PARTICULARS OF HOLDING, SUBSIDIARY AND ASSOCIATE COMPANIES (INCLUDING JOINT VENTURES)

*No. of Companies for which information is to be given

S.No	Name of the company	CIN / FCRN	Holding/ Subsidiary/Associate/ Joint Venture	% of shares held
1	MAHINDRA AND MAHINDRA F	L65921MH1991PLC059642	Holding	88.75

IV. SHARE CAPITAL, DEBENTURES AND OTHER SECURITIES OF THE COMPANY

(i) *SHARE CAPITAL**(a) Equity share capital**

Particulars	Authorised capital	Issued capital	Subscribed capital	Paid up capital
Total number of equity shares	150,000,000	122,887,870	122,887,870	122,887,870
Total amount of equity shares (in Rupees)	1,500,000,000	1,228,878,700	1,228,878,700	1,228,878,700

Number of classes

1

Class of Shares	Authorised capital	Issued capital	Subscribed capital	Paid up capital
Equity Shares				
Number of equity shares	150,000,000	122,887,870	122,887,870	122,887,870
Nominal value per share (in rupees)	10	10	10	10
Total amount of equity shares (in rupees)	1,500,000,000	1,228,878,700	1,228,878,700	1,228,878,700

(b) Preference share capital

Particulars	Authorised capital	Issued capital	Subscribed capital	Paid-up capital
Total number of preference shares	0	0	0	0
Total amount of preference shares (in rupees)	0	0	0	0

Number of classes

0

Class of shares	Authorised capital	Issued capital	Subscribed capital	Paid up capital
Number of preference shares				
Nominal value per share (in rupees)				
Total amount of preference shares (in rupees)				

(c) Unclassified share capital

Particulars	Authorised Capital
Total amount of unclassified shares	0

(d) Break-up of paid-up share capital

Class of shares	Number of shares	Total nominal amount	Total Paid-up amount	Total premium
Equity shares				
At the beginning of the year	108,132,166	1,081,321,660	1,081,321,660	

Increase during the year	14,755,704	147,557,040	147,557,040	1,482,100,728
i. Public Issues	0	0	0	0
ii. Rights issue	12,820,512	128,205,120	128,205,120	1,371,794,784
iii. Bonus issue	0	0	0	0
iv. Private Placement/ Preferential allotment	0	0	0	0
v. ESOPs	1,935,192	19,351,920	19,351,920	110,305,944
vi. Sweat equity shares allotted	0	0	0	
vii. Conversion of Preference share	0	0	0	0
viii. Conversion of Debentures	0	0	0	0
ix. GDRs/ADRs	0	0	0	0
x. Others, specify				
Decrease during the year	0	0	0	0
i. Buy-back of shares	0	0	0	0
ii. Shares forfeited	0	0	0	0
iii. Reduction of share capital	0	0	0	0
iv. Others, specify				
At the end of the year	122,887,870	1,228,878,700	1,228,878,700	
Preference shares				
At the beginning of the year	0	0	0	
Increase during the year	0	0	0	0
i. Issues of shares	0	0	0	0
ii. Re-issue of forfeited shares	0	0	0	0
iii. Others, specify				
Decrease during the year	0	0	0	0
i. Redemption of shares	0	0	0	0

ii. Shares forfeited	0	0	0	0
iii. Reduction of share capital	0	0	0	0
iv. Others, specify				
At the end of the year	0	0	0	

(ii) Details of stock split/consolidation during the year (for each class of shares)

0

Class of shares		(i)	(ii)	(iii)
Before split / Consolidation	Number of shares			
	Face value per share			
After split / Consolidation	Number of shares			
	Face value per share			

(iii) Details of shares/Debentures Transfers since closure date of last financial year (or in the case of the first return at any time since the incorporation of the company) *

Nil

[Details being provided in a CD/Digital Media]

Yes

No

Not Applicable

Separate sheet attached for details of transfers

Yes

No

Note: In case list of transfer exceeds 10, option for submission as a separate sheet attachment or submission in a CD/Digital Media may be shown.

Date of the previous annual general meeting	<input type="text"/>		
Date of registration of transfer (Date Month Year)	<input type="text"/>		
Type of transfer	<input type="text"/>	1 - Equity, 2- Preference Shares,3 - Debentures, 4 - Stock	
Number of Shares/ Debentures/ Units Transferred	<input type="text"/>	Amount per Share/ Debenture/Unit (in Rs.)	<input type="text"/>
Ledger Folio of Transferor	<input type="text"/>		

Transferor's Name	<input type="text"/>	<input type="text"/>	<input type="text"/>
	Surname	middle name	first name
Ledger Folio of Transferee	<input type="text"/>		
Transferee's Name	<input type="text"/>	<input type="text"/>	<input type="text"/>
	Surname	middle name	first name

Date of registration of transfer (Date Month Year)	<input type="text"/>		
Type of transfer	<input type="text"/>	1 - Equity, 2- Preference Shares,3 - Debentures, 4 - Stock	
Number of Shares/ Debentures/ Units Transferred	<input type="text"/>	Amount per Share/ Debenture/Unit (in Rs.)	<input type="text"/>
Ledger Folio of Transferor	<input type="text"/>		
Transferor's Name	<input type="text"/>	<input type="text"/>	<input type="text"/>
	Surname	middle name	first name
Ledger Folio of Transferee	<input type="text"/>		
Transferee's Name	<input type="text"/>	<input type="text"/>	<input type="text"/>
	Surname	middle name	first name

(iv) *Indebtedness including debentures (Outstanding as at the end of financial year)

Particulars	Number of units	Nominal value per unit	Total value
Non-convertible debentures	22,786	1000000	24,046,477,822
Partly convertible debentures	0	0	0
Fully convertible debentures	0	0	0
Secured Loans (including interest outstanding/accrued but not due for payment) excluding deposits			31,256,453,810
Unsecured Loans (including interest outstanding/accrued but not due for payment) excluding deposits			9,693,783,628
Deposit			0
Total			64,996,715,260

Details of debentures

Class of debentures	Outstanding as at the beginning of the year	Increase during the year	Decrease during the year	Outstanding as at the end of the year
Non-convertible debentures	15,379,389,414	9,487,088,408	820,000,000	24,046,477,822
Partly convertible debentures	0	0	0	0
Fully convertible debentures	0	0	0	0

(v) Securities (other than shares and debentures)

0

Type of Securities	Number of Securities	Nominal Value of each Unit	Total Nominal Value	Paid up Value of each Unit	Total Paid up Value
Total					

V. *Turnover and net worth of the company (as defined in the Companies Act, 2013)**(i) Turnover**

13,839,470,454

(ii) Net worth of the Company

11,270,826,237

VI. (a) *SHARE HOLDING PATTERN - Promoters

S. No.	Category	Equity	Preference
--------	----------	--------	------------

		Number of shares	Percentage	Number of shares	Percentage
1.	Individual/Hindu Undivided Family				
	(i) Indian	0	0	0	
	(ii) Non-resident Indian (NRI)	0	0	0	
	(iii) Foreign national (other than NRI)	0	0	0	
2.	Government				
	(i) Central Government	0	0	0	
	(ii) State Government	0	0	0	
	(iii) Government companies	0	0	0	
3.	Insurance companies	0	0	0	
4.	Banks	0	0	0	
5.	Financial institutions	0	0	0	
6.	Foreign institutional investors	0	0	0	
7.	Mutual funds	0	0	0	
8.	Venture capital	0	0	0	
9.	Body corporate (not mentioned above)	109,061,167	88.75	0	
10.	Others	0	0	0	
	Total	109,061,167	88.75	0	0

Total number of shareholders (promoters)

7

(b) *SHARE HOLDING PATTERN - Public/Other than promoters

S. No.	Category	Equity		Preference	
		Number of shares	Percentage	Number of shares	Percentage
1.	Individual/Hindu Undivided Family				
	(i) Indian	0	0	0	
	(ii) Non-resident Indian (NRI)	0	0	0	
	(iii) Foreign national (other than NRI)	0	0	0	

2.	Government				
	(i) Central Government	0	0	0	
	(ii) State Government	0	0	0	
	(iii) Government companies	0	0	0	
3.	Insurance companies	0	0	0	
4.	Banks	0	0	0	
5.	Financial institutions	11,891,511	9.68	0	
6.	Foreign institutional investors	0	0	0	
7.	Mutual funds	0	0	0	
8.	Venture capital	0	0	0	
9.	Body corporate (not mentioned above)	0	0	0	
10.	Others ESOP Trust + Employees Ur +	1,935,192	1.57	0	
	Total	13,826,703	11.25	0	0

Total number of shareholders (other than promoters)

65

**Total number of shareholders (Promoters+Public/
Other than promoters)**

72

**VII. *NUMBER OF PROMOTERS, MEMBERS, DEBENTURE HOLDERS
(Details, Promoters, Members (other than promoters), Debenture holders)**

Details	At the beginning of the year	At the end of the year
Promoters	7	7
Members (other than promoters)	1	65
Debenture holders	120	203

VIII. DETAILS OF DIRECTORS AND KEY MANAGERIAL PERSONNEL






(A) *Composition of Board of Directors

Category	Number of directors at the beginning of the year		Number of directors at the end of the year		Percentage of shares held by directors as at the end of year	
	Executive	Non-executive	Executive	Non-executive	Executive	Non-executive

A. Promoter	0	0	0	0	0	0
B. Non-Promoter	1	6	1	6	0.07	0.02
(i) Non-Independent	1	3	1	3	0.07	0.02
(ii) Independent	0	3	0	3	0	0
C. Nominee Directors representing	0	1	0	1	0	0
(i) Banks & FIs	0	1	0	1	0	0
(ii) Investing institutions	0	0	0	0	0	0
(iii) Government	0	0	0	0	0	0
(iv) Small share holders	0	0	0	0	0	0
(v) Others	0	0	0	0	0	0
Total	1	7	1	7	0.07	0.02

Number of Directors and Key managerial personnel (who is not director) as on the financial year end date 10

(B) (i) *Details of directors and Key managerial personnel as on the closure of financial year

Name	DIN/PAN	Designation	Number of equity share(s) held	Date of cessation (after closure of financial year : If any)
AMESH GANESH IYER 	00220759	Director	28,570	
CHANDRASEKAR KAN 	01084215	Director	0	
RAVI VENKATRAMAN	00307328	Director	7,144	
RAKESH AWASTHI	07100075	Nominee director	0	14/05/2019
NITYANATH PURUSHC 	00009725	Director	0	
ANJALI RAINA	02327927	Director	0	
ANUJ MEHRA	02712119	Managing Director	90,277	
NARENDRA MAIRPAD 	00536905	Director	0	
DHARMESH VAKHARI 	ABVPV9842M	CFO	33,086	
NAVIN JOSHI	AAIPJ1465E	Company Secretar	0	

(ii) Particulars of change in director(s) and Key managerial personnel during the year

2

Name	DIN/PAN	Designation at the beginning / during the financial year	Date of appointment/ change in designation/ cessation	Nature of change (Appointment/ Change in designation/ Cessation)
KULASEKHARA CHAK	07100075	Nominee director	18/07/2018	Cessation
RAKESH AWASTHI	07100075	Nominee director	18/07/2018	Appointment

IX. MEETINGS OF MEMBERS/CLASS OF MEMBERS/BOARD/COMMITTEES OF THE BOARD OF DIRECTORS

A. MEMBERS/CLASS /REQUISITIONED/NCLT/COURT CONVENED MEETINGS

Number of meetings held

1

Type of meeting	Date of meeting	Total Number of Members entitled to attend meeting	Attendance	
			Number of members attended	% of total shareholding
ANNUAL GENERAL MEETI	18/07/2018	8	6	99.99

B. BOARD MEETINGS

*Number of meetings held

5

S. No.	Date of meeting	Total Number of directors associated as on the date of meeting	Attendance	
			Number of directors attended	% of attendance
1	18/04/2018	8	7	87.5
2	18/07/2018	8	8	100
3	17/10/2018	8	5	62.5
4	18/01/2019	8	8	100
5	01/03/2019	8	7	87.5

C. COMMITTEE MEETINGS

Number of meetings held

16

S. No.	Type of meeting	Date of meeting	Total Number of Members as on the date of the meeting	Attendance	
				Number of members attended	% of attendance
1	AUDIT COMM	18/04/2018	4	3	75
2	AUDIT COMM	18/07/2018	4	4	100
3	AUDIT COMM	08/10/2018	4	3	75

S. No.	Type of meeting	Date of meeting	Total Number of Members as on the date of the meeting	Attendance	
				Number of members attended	% of attendance
4	AUDIT COMM	17/10/2018	4	3	75
5	AUDIT COMM	18/01/2019	4	4	100
6	NOMINATION	18/04/2018	4	3	75
7	NOMINATION	06/08/2018	4	2	50
8	ALCO COMMI	17/04/2018	3	2	66.67
9	ALCO COMMI	15/10/2018	3	3	100
10	ALCO COMMI	27/02/2019	3	3	100

D. *ATTENDANCE OF DIRECTORS

S. No.	Name of the director	Board Meetings			Committee Meetings			Whether attended AGM held on
		Number of Meetings which director was entitled to attend	Number of Meetings attended	% of attendance	Number of Meetings which director was entitled to attend	Number of Meetings attended	% of attendance	
1	AMESH GANE	5	5	100	7	7	100	
2	CHANDRASE	5	4	80	7	4	57.14	
3	RAVI VENKAT	5	5	100	14	14	100	
4	RAKESH AWA	4	2	50	0	0	0	
5	NITYANATH F	5	5	100	11	11	100	
6	ANJALI RAINA	5	3	60	12	6	50	
7	ANUJ MEHRA	5	5	100	3	3	100	
8	NARENDRA M	5	5	100	8	8	100	

X. *REMUNERATION OF DIRECTORS AND KEY MANAGERIAL PERSONNEL

Nil

Number of Managing Director, Whole-time Directors and/or Manager whose remuneration details to be entered

1

S. No.	Name	Designation	Gross Salary	Commission	Stock Option/ Sweat equity	Others	Total Amount
1	Anuj Mehra	Managing Director	25,648,644	0	0	0	25,648,644
	Total		25,648,644	0	0	0	25,648,644

Number of CEO, CFO and Company secretary whose remuneration details to be entered

2

S. No.	Name	Designation	Gross Salary	Commission	Stock Option/ Sweat equity	Others	Total Amount
1	Dharmesh Vakharia	CFO	13,958,632	0	0	0	13,958,632
2	Navin Joshi	Company Secretary	1,169,000	0	0	0	1,169,000
	Total		15,127,632	0	0	0	15,127,632

Number of other directors whose remuneration details to be entered

3

S. No.	Name	Designation	Gross Salary	Commission	Stock Option/ Sweat equity	Others	Total Amount
1	NITYANATH GHAN	Independent Director	370,000	750,000	0	0	1,120,000
2	ANJALI RAINA	Independent Director	210,000	750,000	0	0	960,000
3	NARENDRA MAIRIA	Independent Director	310,000	750,000	0	0	1,060,000
	Total		890,000	2,250,000	0	0	3,140,000

XI. MATTERS RELATED TO CERTIFICATION OF COMPLIANCES AND DISCLOSURES

* A. Whether the company has made compliances and disclosures in respect of applicable provisions of the Companies Act, 2013 during the year Yes No

B. If No, give reasons/observations

XII. PENALTY AND PUNISHMENT - DETAILS THEREOF

(A) DETAILS OF PENALTIES / PUNISHMENT IMPOSED ON COMPANY/DIRECTORS /OFFICERS Nil

Name of the company/ directors/ officers	Name of the court/ concerned Authority	Date of Order	Name of the Act and section under which penalised / punished	Details of penalty/ punishment	Details of appeal (if any) including present status

(B) DETAILS OF COMPOUNDING OF OFFENCES Nil

Name of the company/ directors/ officers	Name of the court/ concerned Authority	Date of Order	Name of the Act and section under which offence committed	Particulars of offence	Amount of compounding (in Rupees)

XIII. Whether complete list of shareholders, debenture holders has been enclosed as an attachment

Yes No

XIV. COMPLIANCE OF SUB-SECTION (2) OF SECTION 92, IN CASE OF LISTED COMPANIES

In case of a listed company or a company having paid up share capital of Ten Crore rupees or more or turnover of Fifty Crore rupees or more, details of company secretary in whole time practice certifying the annual return in Form MGT-8.

Name

Mukesh Kumar Siroya

Whether associate or fellow

Associate Fellow

Certificate of practice number

4157

I/We certify that:

- (a) The return states the facts, as they stood on the date of the closure of the financial year aforesaid correctly and adequately.
 (b) Unless otherwise expressly stated to the contrary elsewhere in this Return, the Company has complied with all the provisions of the Act during the financial year.

Declaration

I am Authorised by the Board of Directors of the company vide resolution no. ... dated

(DD/MM/YYYY) to sign this form and declare that all the requirements of the Companies Act, 2013 and the rules made thereunder in respect of the subject matter of this form and matters incidental thereto have been complied with. I further declare that:

- Whatever is stated in this form and in the attachments thereto is true, correct and complete and no information material to the subject matter of this form has been suppressed or concealed and is as per the original records maintained by the company.
- All the required attachments have been completely and legibly attached to this form.

Note: Attention is also drawn to the provisions of Section 447, section 448 and 449 of the Companies Act, 2013 which provide for punishment for fraud, punishment for false statement and punishment for false evidence respectively.

To be digitally signed by

Director

DIN of the director

To be digitally signed by

Company Secretary

Company secretary in practice

Membership number

Certificate of practice number

Attachments

1. List of share holders, debenture holders
2. Approval letter for extension of AGM;
3. Copy of MGT-8;
4. Optional Attachment(s), if any

Attach
Attach
Attach
Attach

List of attachments

--

Remove attachment

Modify

Check Form

Prescrutiny

Submit

This eForm has been taken on file maintained by the Registrar of Companies through electronic mode and on the basis of statement of correctness given by the company

MAHINDRA RURAL HOUSING FINANCE LIMITED

Details of Shares held as on 31st March, 2019

Sr. No.	Name of the Shareholder	Number of Shares held
1	Anuj Mehra	90275
2	Balaji Rangachari	3750
3	Ketansinh Dilipsinh Thakor	2617
4	Hemant Hanwat	1116
5	Srinivasan K	24103
6	Mahindra & Mahindra Financial Services Limited jointly with Ramesh Iyer	2
7	Mahindra & Mahindra Financial Services Limited jointly with V. Ravi	2
8	Mahindra & Mahindra Financial Services Limited jointly with Dinesh Prajapati	2
9	Mahindra & Mahindra Financial Services Limited jointly with Rajesh Vasudevan	2
10	Mahindra & Mahindra Financial Services Limited jointly with Ravindra Kulkarni	2
11	Mahindra & Mahindra Financial Services Limited jointly with Anuj Mehra	2
12	V Ravi	7142
13	National Housing Bank	11891511
14	Saroja Lakshman Mudaliar	1419
15	Rajendra Sakharam Chalke	9329
16	Nirav Bhupendra Mehta	2013
17	Anilkumar Jayantilal Shah	1490
18	Darji Trushar Jayantilal	1011
19	Ajay Subramaniam Iyer	1858
20	Mahindra And Mahindra Financial	109061155

	Services Limited	
21	Dharmesh Vakharia	33086
22	R Ravishankar	6580
23	K Vellingiri	1084
24	Anilkumar Kunhiraman Nambiar	9329
25	Rajesh Vasudevan	1586530
26	Joshi Sureshbhai D	857
27	Chauhan Babusinh Dhudaji	1274
28	Satin Somani	3146
29	Sachin Ramchandra Joshi	1250
30	Mansurali Saiyad	1505
31	Khalid Khan	2500
32	N S V D Satyanarayana Raju	1532
33	Dinesh Dayaram Prajapati	3000
34	Shantanu Dilip Rege	23000
35	Pankaj Verma	13955
36	Chandra Sekhar Gottumukkula	1727
37	Fahad Khan Warsi	2134
38	Dhruv Kumar Yadav	2687
39	A Seltran	2900
40	U S Vijai Kumar	2844
41	Vinod Kumar M	8612
42	Abhijeet D Deshmukh	2597
43	Aliyar Rahim Shaikh	1276
44	Ramesh Ganesh Iyer	28568
45	Bharath Kumar G	3675
46	Shaik Sydu	1137
47	Kumar Chandran Mudaliar	1048
48	P Dhana Sekaran	1319
49	Kamlesh Krishnarao Shahane	1272
50	R Gowrivallaban	1309
51	Mangesh Bhurao Fokmare	1473
52	Rajnish Agarwal	3750
53	Pardeshi Ravi Punamchand	2834
54	Pasupuleti Srinivas Kumar	2009
55	Gokul Nathan S S	1858
56	Prashant A Sontakke	1137
57	Rahul Somvanshi	2616
58	Satish Kumar Satyavarapu	1735

59	Dinesh Kashirao Balbudhe	742
60	Anand L Singh	1143
61	Nilesh Birju Moroliya	1165
62	Seby Varghese	1455
63	Suraboina Ranjit Kumar	1191
64	Janak V Suthar	1470
65	Shailesh Ramanand Rao	2500
66	Mevada Nikhil Amrutlal	1153
67	Dhirendra Sinh Mahendra Sinh Rathod	1012
68	Shobhana Rajaraman	1693
69	Kirti Nitinchandra Virle	1178
70	M Parthasarathi .	1959
71	Manas Ranjan Gautam	1250
72	Janak Rajendrabhai Surti	2013
Total		122887870

Certified True Copy
Mahindra Rural Housing Finance Limited

Sd/-
Navin Joshi
Company Secretary
[Membership No. A9049]

Mahindra Rural Housing Finance Limited
List of Debenture Holders as on 31st March, 2019

Sr. No.	Name	Holding	Face Value	Total
1	HINDUSTAN PETROLEUM CORPN LTD EMPLOYEES POST RETIR	50	1,000,000	50000000
2	INSURANCE INSTITUTE OF INDIA	300	1,000,000	300000000
3	TATA RETIREMENT SAVINGS FUND- MODERATE PLAN	250	1,000,000	250000000
4	ADITYA BIRLA SUN LIFE INSURANCE COMPANY LIMITED	150	1,000,000	150000000
5	TATA RETIREMENT SAVINGS FUND- CONSERVATIVE PLAN	100	1,000,000	100000000
6	RELIANCE CAPITAL TRUSTEE CO. LTD- A/C RELIANCE STRA	100	1,000,000	100000000
7	BOCHASANWASI SHRI AKSHARPURUSHOTTAM SWAMINARAYAN S	100	1,000,000	100000000
8	BOCHASANWASI SHRI AKSHAR PURUSHOTTAM PUBLIC CHARIT	50	1,000,000	50000000
9	AXIS MUTUAL FUND TRUSTEE LIMITED A/C AXIS MUTUAL F	250	1,000,000	250000000
10	INSURANCE INSTITUTE OF INDIA	250	1,000,000	250000000
11	SBI DUAL ADVANTAGE FUND - SERIES XIX	650	1,000,000	650000000
12	SBI DUAL ADVANTAGE FUND - SERIES XIX	885	1,000,000	885000000
13	POSTAL LIFE INSURANCE FUND A/C SBIFMPL	400	1,000,000	400000000
14	RURAL POSTAL LIFE INSURANCE FUND A/C SBIFMPL	100	1,000,000	100000000
15	UNITED INDIA INSURANCE COMPANY LIMITED EMPLOYEES P	100	1,000,000	100000000
16	IDFC CREDIT RISK FUND	150	1,000,000	150000000
17	IFFCO EMPLOYEES PROVIDENT FUND TRUST	150	1,000,000	150000000
18	CHOLAMANDALAM MS GENERAL INSURANCE COMPANY LTD	100	1,000,000	100000000

19	POSTAL LIFE INSURANCE FUND A/C SBIFMPL	350	1,000,000	350000000
20	RURAL POSTAL LIFE INSURANCE FUND A/C SBIFMPL	250	1,000,000	250000000
21	SBI DUAL ADVANTAGE FUND - SERIES XXII	1150	1,000,000	1150000000
22	SBI DEBT FUND SERIES C - 1 (1100 DAYS)	100	1,000,000	100000000
23	IDFC MONEY MANAGER FUND	500	1,000,000	500000000
24	NATIONAL SKILL DEVELOPMENT FUND	350	1,000,000	350000000
25	AXIS MUTUAL FUND TRUSTEE LIMITED A/C AXIS MUTUAL F	250	1,000,000	250000000
26	NATIONAL SKILL DEVELOPMENT FUND	200	1,000,000	200000000
27	IDFC CREDIT RISK FUND	150	1,000,000	150000000
28	AXIS MUTUAL FUND TRUSTEE LIMITED A/C HYBRID FUND -	50	1,000,000	50000000
29	RURAL POSTAL LIFE INSURANCE FUND A/C SBIFMPL	550	1,000,000	550000000
30	AGRICULTURE INSURANCE COMPANY OF INDIA LIMITED	500	1,000,000	500000000
31	POSTAL LIFE INSURANCE FUND A/C SBIFMPL	150	1,000,000	150000000
32	SBI DUAL ADVANTAGE FUND SERIES XXIV	1000	1,000,000	1000000000
33	AGRICULTURE INSURANCE COMPANY OF INDIA LIMITED	250	1,000,000	250000000
34	SBI DUAL ADVANTAGE FUND - SERIES XXVII	500	1,000,000	500000000

35	ICICI PRUDENTIAL FIXED MATURITY PLAN - SERIES 82 -	596	1,000,000	596000000
36	ICICI PRUDENTIAL FIXED MATURITY PLAN-SERIES 82-113	287	1,000,000	287000000
37	ICICI PRUDENTIAL FIXED MATURITY PLAN - SERIES 82 -	117	1,000,000	117000000
38	INDIAN OIL CORPORATION LTD (REFINERIES DIVISION) E	250	1,000,000	250000000
39	TATA CAPITAL LIMITED EMPLOYEES PROVIDENT FUND	50	1,000,000	50000000
40	GNFC LTD EMPLOYEES PROVIDENT FUND TRUST	50	1,000,000	50000000
41	GUJARAT GUARDIAN LIMITED EMPLOYEES PROVIDENT FUND	1	1,000,000	1000000
42	SBI DUAL ADVANTAGE FUND - SERIES XXVIII	750	1,000,000	750000000
43	CHOLAMANDALAM MS GENERAL INSURANCE COMPANY LTD	100	1,000,000	100000000
44	POSTAL LIFE INSURANCE FUND A/C SBIFMPL	550	1,000,000	550000000
45	RURAL POSTAL LIFE INSURANCE FUND A/C SBIFMPL	200	1,000,000	200000000
46	IDFC BANK LIMITED	3000	1,000,000	3000000000
47	SBI DUAL ADVANTAGE FUND - SERIES XXIX	500	1,000,000	500000000
48	SBI DEBT FUND SERIES C 22 1100 DAYS	270	1,000,000	270000000
49	CHOLAMANDALAM MS GENERAL INSURANCE COMPANY LTD	100	1,000,000	100000000
50	INTERNATIONAL FINANCE CORPORATION	1600	1,000,000	1600000000
51	SBI DUAL ADVANTAGE FUND - SERIES XXX	350	1,000,000	350000000

52	SBI DEBT FUND SERIES C 25 1100 DAYS	300	1,000,000	300000000
53	TATA FIXED MATURITY PLAN SERIES 56 SCHEME B	10	1,000,000	10000000
54	HDFC LIFE INSURANCE COMPANY LIMITED	150	1,000,000	150000000
55	INDIAN PROVIDENT FUND OF BHARAT PETROLEUM CORPORAT	60	1,000,000	60000000
56	BHARAT EARTH MOVERS LTD. PROVIDENT FUND TRUST	40	1,000,000	40000000
57	ALEMBIC PHARMACEUTICALS LIMITED PROVIDENT FUND	25	1,000,000	25000000
58	HOUSING DEVELOPMENT FINANCE CORPORATION LTD -PROVI	20	1,000,000	20000000
59	TATA CHEMICALS LIMITED PROVIDENT FUND	18	1,000,000	18000000
60	ZUARI INDUSTRIES LTD EMPLOYEES PROVIDENT FUND	14	1,000,000	14000000
61	THE ARVIND MILLS EMPLOYEES PROVIDENT FUND	14	1,000,000	14000000
62	ITD CEMENTATION INDIA LIMITED WORKMEN PROVIDENT FU	10	1,000,000	10000000
63	LUBRIZOL INDIA PRIVATE LIMITED EMPLOYEES PROVIDENT	8	1,000,000	8000000
64	KAIRA DISTRICT CO-OPERATIVE MILK PRODUCERS UNION L	6	1,000,000	6000000
65	KERALA AGRO MACHINERY CORPORATION EMPLOYEES' CPF	6	1,000,000	6000000
66	MAIHAR CEMENT EMPLOYEES PROVIDENT FUND	6	1,000,000	6000000
67	IREDA EMPLOYEES CONTRIBUTORY PROVIDENT FUND TRUST	5	1,000,000	5000000
68	GARWARE-WALL ROPES EMPLOYEES PROVIDENT FUND	5	1,000,000	5000000

69	NDDDB STAFF PROVIDENT FUND TRUST	5	1,000,000	5000000
70	BREACH CANDY HOSPITAL TRUST STAFF PROVIDENT FUND	3	1,000,000	3000000
71	GANNON DUNKERLEY AND CO LTD PROVIDENT FUND	2	1,000,000	2000000
72	EDUCATIONAL CONSULTANTS INDIA LTD E P F TRUST	2	1,000,000	2000000
73	TATA SONS LTD HEAD OFFICE EMPLOYEES GRATUITY FUND	1	1,000,000	1000000
74	INDIAN PROVIDENT FUND OF BHARAT PETROLEUM CORPORAT	50	1,000,000	50000000
75	HINDUSTAN PETROLEUM CORPN LTD EMPLOYEES POST RETIR	50	1,000,000	50000000
76	CROMPTON GREAVES LIMITED PROVIDENT FUND NO 1	40	1,000,000	40000000
77	PFIZER LIMITED EMPLOYEES PROVIDENT FUND	30	1,000,000	30000000
78	BPCL EMPLOYEES POST RETIREMENT MEDICAL BENEFITS TR	30	1,000,000	30000000
79	BIRLA MANAGEMENT CORPORATION LTD STAFF PROVIDENT F	28	1,000,000	28000000
80	HINDUSTAN THOMPSON ASSOCIATES LIMITED PROVIDENT FU	15	1,000,000	15000000
81	GENERAL MILLS INDIA PRIVATE LIMITED STAFF PROVIDEN	10	1,000,000	10000000
82	HOUSING DEVELOPMENT FINANCE CORPORATION LTD -PROVI	10	1,000,000	10000000
83	TITAN INDUSTRIES GRATUITY FUND	9	1,000,000	9000000
84	SETH ANANDRAM JAIPURIA PUBLIC SCHOOL EMPLOYEES PRO	8	1,000,000	8000000
85	THE PRESS TRUST OF INDIA LTD.EMPLOYEES PROVIDENT	8	1,000,000	8000000
86	CONSTRUCTION EMPLOYEES PROVIDENT FUND	8	1,000,000	8000000

87	CENTURY ENKA LTD. EMPLOYEES PROVIDENT FUND	6	1,000,000	6000000
88	BATA INDIA LIMITED EMPLOYEES STATUTORY PROVIDENT F	5	1,000,000	5000000
89	JK PAPER LIMITED (JK PAPER MILLS) COMPULSORY EMPLO	5	1,000,000	5000000
90	PUNJ LLOYD GROUP EMPLOYEES PROVIDENT FUND TRUST	5	1,000,000	5000000
91	BREACH CANDY HOSPITAL TRUST STAFF PROVIDENT FUND	4	1,000,000	4000000
92	SESA MINING CORPORATION LIMITED EMPLOYEES PROVIDEN	4	1,000,000	4000000
93	CUTLER HAMMER PROVIDENT FUND TRUST	3	1,000,000	3000000
94	MAIHAR CEMENT EMPLOYEES PROVIDENT FUND	3	1,000,000	3000000
95	PUNE ZILLA MADHYAWARTI SAHAKARI BANK MARYADITPROVI	2	1,000,000	2000000
96	MALABAR HILL CLUB LIMITED STAFF PROVIDENT FUND	2	1,000,000	2000000
97	THE ANIL STARCH EMPLOYEES PROVIDENT FUND	2	1,000,000	2000000
98	ST JAMES SCHOOL EMPLOYEES PROVIDENT FUND	2	1,000,000	2000000
99	INSTITUTE OF ECONOMIC GROWTH EMPLOYEES PROVIDENT F	2	1,000,000	2000000
100	INDOFIL INDUSTRIES LTD EMPLOYEES PROVIDENT FUND	2	1,000,000	2000000
101	INCS EMPLOYEES' PROVIDENT FUND	1	1,000,000	1000000
102	ASSOCIATED STONE INDUSTRIES (KOTAH) LTD EMPLOYEES	1	1,000,000	1000000
103	KESORAM MILLS WORKERS PROVIDENT FUND INSTITUTION	1	1,000,000	1000000

104	MALABAR HILL CLUB LIMITED EMPLOYEES GRATUITY FUND	1	1,000,000	1000000
105	S.RY.EMPLOYEES CO OPERATIVE CREDIT SOCEITY STAFF P	1	1,000,000	1000000
106	TATA SONS LTD HEAD OFFICE EMPLOYEES GRATUITY FUND	1	1,000,000	1000000
107	THE DALHOUSIE JUTE CO LTD EMPLOYEES' PRO	1	1,000,000	1000000
108	HINDUSTAN PETROLEUM CORPORATION LIMITED PROVIDENT	50	1,000,000	50000000
109	H A L EMPLOYEES PROVIDENT FUND TRUST KANPUR	15	1,000,000	15000000
110	GRATUITY FUND OF HOUSING DEVELOPMENT FINANCE CORPO	15	1,000,000	15000000
111	SUPERANNUATION FUND OF HOUSING DEVELOPMENT FINANCE	15	1,000,000	15000000
112	SET INDIA PVT LTD EMPLOYEES PROVIDENT FUND	13	1,000,000	13000000
113	BATA INDIA LIMITED EMPLOYEES STATUTORY PROVIDENT F	10	1,000,000	10000000
114	HOUSING DEVELOPMENT FINANCE CORPORATION LTD -PROVI	10	1,000,000	10000000
115	MAIHAR CEMENT EMPLOYEES PROVIDENT FUND	10	1,000,000	10000000
116	TATA CAPITAL LIMITED EMPLOYEES PROVIDENT FUND	4	1,000,000	4000000
117	THE ARVIND MILLS EMPLOYEES PROVIDENT FUND	4	1,000,000	4000000
118	J N MARSHALL PVT LTD EMPLOYEES PROVIDENT FUND	3	1,000,000	3000000
119	TATA CAPITAL LIMITED SUPERANNUATION SCHEME	1	1,000,000	1000000
120	MAHINDRA ASSET MANAGEMENT COMPANY PRIVATE LTD	300	1,000,000	300000000

121	BOCHASANWASI SHRI AKSHAR PURUSHOTTAM SWAMINARAYAN	100	1,000,000	100000000
122	BOSCH WORKMENS (NASHIK) PROVIDENT FUND TRUST	10	1,000,000	10000000
123	CUTLER HAMMER PROVIDENT FUND TRUST	10	1,000,000	10000000
124	BHARAT ELECTRONICS LTD PROVIDENT FUND I	10	1,000,000	10000000
125	CESCO EMPLOYEES PENSION TRUST	5	1,000,000	5000000
126	CESCO EMPLOYEES GRATUITY TRUST	5	1,000,000	5000000
127	BHARAT FRITZ WERNER PRIVATE LIMITED PROVIDENTFUND	5	1,000,000	5000000
128	BREACH CANDY HOSPITAL TRUST STAFF PROVIDENT FUND	3	1,000,000	3000000
129	PUNE ZILLA MADHYAWARTI SAHAKARI BANK MARYADITPROVI	2	1,000,000	2000000
130	RSRTC CPF TRUST	50	1,000,000	50000000
131	BHARAT ELECTRONICS LTD PROVIDENT FUND I	10	1,000,000	10000000
132	INDIAN AIRLINES EMPLOYEES PROVIDENT FUND	100	1,000,000	100000000
133	AXA EMPLOYEES PROVIDENT FUND TRUST	14	1,000,000	14000000
134	IRCON EMPLOYEES CONTRIBUTORY PROVIDENT FUND TRUST	6	1,000,000	6000000
135	SET INDIA PVT LTD EMPLOYEES PROVIDENT FUND	5	1,000,000	5000000
136	PUNE ZILLA MADHYAWARTI SAHAKARI BANK MARYADITPROVI	4	1,000,000	4000000
137	HINDUSTAN CONSTRUCTION COMPANY EMPLOYEES PROVIDENT	4	1,000,000	4000000
138	TATA ENERGY RESEARCH INSTITUTE PROVIDENT FUND	3	1,000,000	3000000
139	BREACH CANDY HOSPITAL TRUST STAFF PROVIDENT FUND	2	1,000,000	2000000

140	MCGRAW HILL EDUCATION (INDIA) PRIVATE LIMITED-EMPL	2	1,000,000	2000000
141	UNITED INDIA INSURANCE COMPANY LIMITED	100	1,000,000	100000000
142	BPCL EMPLOYEES POST RETIREMENT MEDICAL BENEFITS TR	50	1,000,000	50000000
143	INDIAN AIRLINES EMPLOYEES PROVIDENT FUND	46	1,000,000	46000000
144	BHARAT EARTH MOVERS LTD. PROVIDENT FUND TRUST	40	1,000,000	40000000
145	TATA CAPITAL LIMITED EMPLOYEES PROVIDENT FUND	12	1,000,000	12000000
146	TPIL EMPLOYEES PROVIDENT FUND TRUST	2	1,000,000	2000000
147	MAHINDRA ASSET MANAGEMENT COMPANY PRIVATE LTD	170	1,000,000	170000000
148	TRUSTEE NEW INDIA ASSURANCE CO. LTD STAFF PROVIDEN	100	1,000,000	100000000
149	BOCHASANWASI SHRI AKSHAR PURUSHOTTAM SWAMINARAYAN	100	1,000,000	100000000
150	INDIAN FARMERS FERTILISER COOPERATIVE LTD	100	1,000,000	100000000
151	BOCHASANWASI SHRI AKSHAR PURUSHOTTAM SWAMINARAYAN	100	1,000,000	100000000
152	TATA ELXSI (INDIA) LIMITED EMPLOYEES PROVIDENT FUN	16	1,000,000	16000000
153	BLUE STAR EMPLOYEES PROVIDENT FUND	14	1,000,000	14000000
154	MADHUSUDAN PROVIDENT FUND INSTITUTION	6	1,000,000	6000000
155	RASHMI RAMESH MEHTA .	5	1,000,000	5000000
156	NEHA JAIN .	4	1,000,000	4000000

157	TOLANI EDUCATION FOUNDATION E.P.F.	3	1,000,000	3000000
158	MADHUSUDAN GRATUITY FUND	1	1,000,000	1000000
159	N.I.A.S. EMPLOYEES' PROVIDENT FUND TRUST	1	1,000,000	1000000
160	BOCHASANWASI SHRI AKSHAR PURUSHOTTAM SWAMINARAYAN	100	1,000,000	100000000
161	BOCHASANWASI SHRI AKSHARPURUSHOTTAM SWAMINARAYAN S	100	1,000,000	100000000
162	TOLANI EDUCATION FOUNDATION	50	1,000,000	50000000
163	THE ARVIND MILLS EMPLOYEES PROVIDENT FUND	37	1,000,000	37000000
164	SMARTLINK HOLDINGS LIMITED	30	1,000,000	30000000
165	SET INDIA PVT LTD EMPLOYEES PROVIDENT FUND	28	1,000,000	28000000
166	TATA METALIKS EMPLOYEES PROVIDENT FUND	16	1,000,000	16000000
167	TATA CAPITAL LIMITED EMPLOYEES PROVIDENT FUND	15	1,000,000	15000000
168	TITAN WATCHES PROVIDENT FUND	15	1,000,000	15000000
169	GODFREY PHILLIPS INDIA LTD PROVIDENT FUND	14	1,000,000	14000000
170	HINDUSTAN CONSTRUCTION COMPANY EMPLOYEES PROVIDENT	13	1,000,000	13000000
171	JK PAPER LIMITED (JK PAPER MILLS) COMPULSORY EMPLO	12	1,000,000	12000000
172	EMPLOYEES PROVIDENT FUND TRUST DCM SHRIRAM INDUSTR	12	1,000,000	12000000
173	GLOSTER JUTE MILLS LTD EMPLOYEES PROVIDENT FUND	10	1,000,000	10000000
174	LUPIN LTD EMPLOYEES PROVIDENT FUND TRUST	10	1,000,000	10000000
175	XPRO INDIA LIMITED EMPLOYEES PROVIDENT FUND TRUST	6	1,000,000	6000000

176	OGILVY AND MATHER PVT LTD EMPLOYEES PROVIDENT FUND	5	1,000,000	5000000
177	CONSTRUCTION EMPLOYEES PROVIDENT FUND	4	1,000,000	4000000
178	WELSPUN CORP LTD	3	1,000,000	3000000
179	ITW INDIA EMPLOYEES PROVIDENT FUND	3	1,000,000	3000000
180	KARNATAKA STATE FINANCIAL CORPORATION EPF TRUST	3	1,000,000	3000000
181	VARDHAMANBHAKTI SWETAMBERMURTI PUJAK	2	1,000,000	2000000
182	ASHOK HALL GIRLS HIGH SCHOOL AND ALLIED INSTITUTIO	2	1,000,000	2000000
183	LAWRENCE AND MAYO (I) PVT LTD STAFF PROVIDENT FUND	2	1,000,000	2000000
184	LOVELENA MODY	1	1,000,000	1000000
185	TATA CAPITAL LIMITED GRATUITY SCHEME	1	1,000,000	1000000
186	IFGL REFRACTORIES WELFARE TRUST	1	1,000,000	1000000
187	BAI JERBAI WADIA HOSPITAL FOR CHILDREN PROVIDENT F	1	1,000,000	1000000
188	NOWROSJEE WADIA MATERNITY HOSPITAL PROVIDENT FUND	1	1,000,000	1000000
189	RAJYASHREE CHAMARIA	1	1,000,000	1000000
190	BHORUKA PROVIDENT FUND TRUST	1	1,000,000	1000000
191	KORES (INDIA) LTD EMPLOYEES PROVIDENT FUND	1	1,000,000	1000000
192	BOCHASANWASI SHRI AKSHAR PURUSHOTTAM SWAMINARAYAN	250	1,000,000	250000000
193	CENTRUM CAPITAL LIMITED	39	1,000,000	39000000
194	TITAN WATCHES PROVIDENT FUND	20	1,000,000	20000000
195	CESCO EMPLOYEES PENSION TRUST	10	1,000,000	10000000

196	CESCO EMPLOYEES PROVIDENT FUND TRUST.	10	1,000,000	10000000
197	ALEMBIC LIMITED PROVIDENT FUND TRUST	6	1,000,000	6000000
198	MITSUBISHI INDIAN STAFF PROVIDENT FUND	5	1,000,000	5000000
199	BIRLA EDUCATION TRUST EMPLOYEES PROVIDENT FUND	4	1,000,000	4000000
200	CESCO EMPLOYEES GRATUITY TRUST	3	1,000,000	3000000
201	ALEMBIC GLASS INDUSTRIES LTD P F TRUST	1	1,000,000	1000000
202	KCSSL MANAGEMENT STAFF PROVIDENT FUND TRUST	1	1,000,000	1000000
203	TOLANI SHIPPING CO. LTD EMPLOYEES PROVIDENT FUND	1	1,000,000	1000000
TOTAL		22,786		22,78,60,00,000

**Certified True Copy
Mahindra Rural Housing Finance
Limited**

**Sd/-
Navin Joshi
Company Secretary
[Membership No. A9049]**